

WÖHLER

**CAN HANDLE ANY
AMOUNT OF
PRESSURE**



Wöhler SC 660 Smart Connect
Testing for leaks in drinking water pipes




Made in Germany



Wöhler SC 660 Smart Connect

The small manometer with an extensive measurement range

The compact Wöhler SC 660 Smart Connect is capable of conducting pressure measurements up to 60 bar. This allows for hassle-free pressure testing on water pipes. It can be paired with the Wöhler M 603 using Bluetooth®, or used on its own for leak and temperature measurements with its built-in display. Alternatively, you can utilise the Wöhler Smart Connect app to control various measurements by downloading it for free on your mobile device. The collected data can be saved, shared, or printed as a PDF report.





Infrared



Connection for external
temperature sensor or
temperature clamp



3 bar measurement



Display illumination



Bluetooth®



Humidity sensor



Smart Connect App



The temperature measuring clamp can be used to determine the pipe temperature.

Advantages

- ▶ Big measurement range up to 60 bar
- ▶ Digital networking through wireless connection
- ▶ Can be used as an independent measuring device with its own display
- ▶ The connection with the Wöhler Smart Connect App enables additional live measurements, logger measurements and measurements according to BS EN 806-4
- ▶ Leakage
- ▶ Pressure, temperature, relative humidity and ambient pressure
- ▶ Suitable adapters for tap, angle valve, wall disc, shower hose, aerator, etc.
- ▶ Optional: Lithium-polymer battery for extra-long service life and working in mains operation

Product Selection



	Wöhler SC 660 Smart Connect
Leakage test on drinking water pipes	●
Scope of delivery	
Wöhler SC 660 Smart Connect	●
Batteries	●
Hand loop	●
Bag	●
Article no.	8836

● = included

Accessory Set



	Comfort Set Drinking water
Scope of delivery	
Plastic case MIDI	●
Angle adapter 1/4" SAE 90°	●
Angle adapter 1/4" SAE 45°	●
High pressure lock G1/2 AG 1/4" SAE wall washer	●
Adapter G3/4 IG 1/4" SAE tap	●
Adapter G3/8 AG 1/4" SAE angle valve	●
Adapter M 24 AG 1/4" SAE aerator	●
Adapter M 22 IG 1/4" SAE shower hose	●
Temperature Clamp Type K	●
Article no.	11499

● = included

Technical Data

Differential pressure (compared to the ambient pressure)

Measuring range:	-1...60 bar
Permissible overload:	65 bar
Accuracy:	< 3 % of measured value in the range ± 1 bar better than 0.03 bar
Resolution:	0.01 bar

Internal temperature measurement

Measuring range:	-20...60 °C
Accuracy:	< ± 1 °C
Resolution:	0.1 °C

External temperature measurement

Measuring range:	-20...800 °C
Accuracy:	< ± 1 °C in the range -20...67 °C otherwise 1.5 % of measured value according to EN 50379-1
Resolution:	0.1 °C

Power supply


2 batteries 1.5 V, AA LR6
Lithium-polymer battery (optional) 38 hrs service life


Application

- ▶ Measurements on drinking water pipes
- ▶ Follow the guidelines for water usage as per BS EN 806
- ▶ Logged measurements
- ▶ Temperature measurements

Data management

- ▶ Data management on mobile devices via the Wöhler Smart Connect App
- ▶ Measured values can be sent to mobile devices via Bluetooth® and processed further via App





Scan the QR code and learn more!

WÖHLER

Wohler UK Limited
G1 Lincoln House · Lincoln Way
Sherburn in Elmet · LS25 6PJ
Tel.: +44 1977 80 60 40
E-Mail: info@wohler.co.uk
www.wohler.co.uk