

# Submersible pressure sensor

## For general applications

### Model LS-10

WIKA data sheet PE 81.55



for further approvals,  
see page 4

## Applications

- Level measurement in rivers and lakes
- Level measurement in vessel and storage systems
- Control of sewage lift and pumping stations
- Monitoring of sewage, settling and rainwater retention basins

## Special features

- Robust
- Reliable
- Economical



Submersible pressure sensor model LS-10

Configurator



Standard articles



## Description

### For simple measuring requirements

The model LS-10 submersible pressure sensor has been optimised for simple measuring requirements in level measurement. It offers excellent quality, is cost-effective and reliable.

It has been designed to the current demands of the industry and features a 4 ... 20 mA output signal, an accuracy of 0.5 % and a cable from PUR as standard. With IP68 ingress protection, it is suitable for permanent level measurement up to 100 m water column.

### Reliable and durable

The submersible pressure sensor features a hermetically sealed and exceptionally robust stainless steel case. The proven, all-welded construction ensures a long service life and permanent leak tightness.

## Specifications

Accuracy specifications		
Non-linearity per IEC 61298-2	≤ ±0.2 % of span	
Accuracy	→ See "Max. measured error per IEC 61298-2"	
Max. measured error per IEC 61298-2	≤ ±0.5 % of span	
Non-repeatability per IEC 61298-2	≤ ±0.1 % of span	
Mean temperature coefficient at 0 ... 50 °C [32 ... 122 °F]		
Zero point	Measuring ranges ≤ 0.25 bar	≤ ±0.2 % of span/10 K
	Measuring ranges > 0.25 bar	≤ ±0.4 % of span/10 K
Span	≤ ±0.2 % of span/10 K	
Long-term stability per DIN 16086	≤ ±0.2 % of span/year	
Reference conditions	Per IEC 61298-1	

### Measuring ranges, gauge pressure

bar	
0 ... 0.25	0 ... 2.5
0 ... 0.4	0 ... 4
0 ... 0.6	0 ... 6
0 ... 1	0 ... 10
0 ... 1.6	

psi	
0 ... 5	0 ... 50
0 ... 10	0 ... 100
0 ... 15	0 ... 160
0 ... 25	

inWC	
0 ... 100	0 ... 250
0 ... 150	

mH <sub>2</sub> O	
0 ... 2.5	0 ... 25
0 ... 4	0 ... 40
0 ... 6	0 ... 60
0 ... 10	0 ... 100
0 ... 16	

Further details on: Measuring range	
Units	bar, psi, inWC, mH <sub>2</sub> O, mbar, MPa, kPa
Overpressure limit	2-fold

Output signal	
Signal type	4 ... 20 mA
Load in Ω	≤ (supply voltage - 10 V) / 0.02 A - (cable length in m x 0.14 Ω)
Voltage supply	
Supply voltage	DC 10 ... 30 V

Electrical connection													
<b>Connection type</b>	Cable outlet												
<b>Cable length</b>													
Metres (m)	1.5	3	5	10	15	20	25	30	40	50	60	80	100
Feet (ft)	5	10	20	30	40	50							
<b>Tension force of cable</b>													
Without strain relief	To 350 N												
With strain relief	To 1,000 N												
<b>Pin assignment</b>	→ See below												
<b>Ingress protection (IP code) per IEC 60529</b>	IP68												
<b>Short-circuit resistance</b>	S+ vs. U-												
<b>Reverse polarity protection</b>	U+ vs. U-												
<b>Insulation voltage</b>	DC 500 V												

Other cable lengths on request.

### Pin assignment









Cable outlet		
	<b>U+</b>	Brown
	<b>U-</b>	Green
	<b>Shield</b>	Grey

Material	
<b>Material (wetted)</b>	
<b>Protective cap</b>	PA
<b>Case</b>	Stainless steel
<b>Sensor</b>	Stainless steel
<b>Cable</b>	PUR

Operating conditions	
<b>Medium temperature limit</b>	-10 ... +50 °C [14 ... 122 °F]
<b>Ambient temperature limit</b>	-10 ... +50 °C [14 ... 122 °F]
<b>Storage temperature limit</b>	-30 ... +80 °C [-22 ... +176 °F]
<b>Immersion depth</b>	To 100 m [328 ft]
<b>Ingress protection (IP code) per IEC 60529</b>	→ See "Electrical connection"
<b>Weight</b>	
Submersible pressure sensor	Approx. 180 g [0.4 lb]
Cable	Approx. 80 g/m [0.054 lb/ft]
Additional weight (→ see "Accessories")	Approx. 500 g [1.1 lb]

Packaging and instrument labelling	
<b>Packaging</b>	Individual packaging
<b>Instrument labelling</b>	<ul style="list-style-type: none"> <li>■ WIKA product label, glued</li> <li>■ Customer-specific product label on request</li> </ul>

## Approvals

Logo	Description	Country
	<b>EU declaration of conformity</b>	European Union
	EMC directive EN 61326 emission (group 1, class B) and immunity (industrial application)	
	RoHS directive	
	<b>CSA</b> ■ Safety (e.g. electr. safety, overpressure, ...) ■ Hazardous areas	Canada
	<b>EAC</b>	Eurasian Economic Community
	EMC directive	
	<b>GOST</b> Metrology, measurement technology	Russia
	<b>KazInMetr</b> Metrology, measurement technology	Kazakhstan
-	<b>MTSCHS</b> Permission for commissioning	Kazakhstan
	<b>BelGIM</b> Metrology, measurement technology	Belarus
	<b>UkrSEPRO</b> Metrology, measurement technology	Ukraine
	<b>Uzstandard</b> Metrology, measurement technology	Uzbekistan
-	<b>CRN</b> Safety (e.g. electr. safety, overpressure, ...)	Canada

## Manufacturer's information and certificates

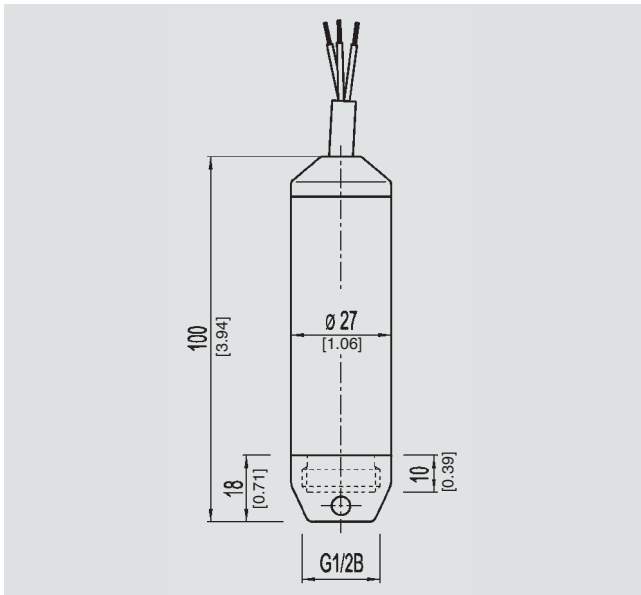
Logo	Description
-	China RoHS directive

## Safety-related characteristic values





Safety-related characteristic values	
MTTF	> 100 years

→ For approvals and certificates, see website

## Dimensions in mm [in]



## Accessories

Model	Description	Order number
	<b>Cable strain relief clamp</b> The cable strain relief clamp ensures easy and secure mechanical fastening of the submersible pressure sensor's cable. It serves to guide the cable to prevent mechanical damage and to reduce the action of tensile stresses.	14052336
	<b>Additional weight</b> The additional weight increases the dead weight of the submersible pressure sensor. It simplifies the lowering in monitoring wells, narrow shafts and deep wells. It effectively reduces negative environmental influences of the medium (e.g. turbulent flows) on the measuring result.  Stainless steel 316L, approx. 500 g [1.1 lb], length (L) 130 mm [0.51 in]	14052341
	<b>Terminal box</b> The terminal box, with IP67 ingress protection and waterproof ventilation element, provides a moisture-free electrical termination for the submersible pressure sensor. It should be mounted in dry environment or directly in the control cabinet.	14052339
	<b>Filter element</b> The filter element prevents dirt and moisture from entering the capillary tube. The waterproof diaphragm also offers a reliable protection for the submersible pressure sensor in the harshest environments.	14052344

## Ordering information

Model / Measuring range / Cable length / Accessories



© 10/2012 WIKA Alexander Wiegand SE & Co. KG, all rights reserved.  
 The specifications given in this document represent the state of engineering at the time of publishing.  
 We reserve the right to make modifications to the specifications and materials.

